

Report

Explore the data behind your survey responses. Gain a better perspective of your survey data and uncover insights for further planning.

 Visited

727

 Started

316

 Avg. Time to Complete

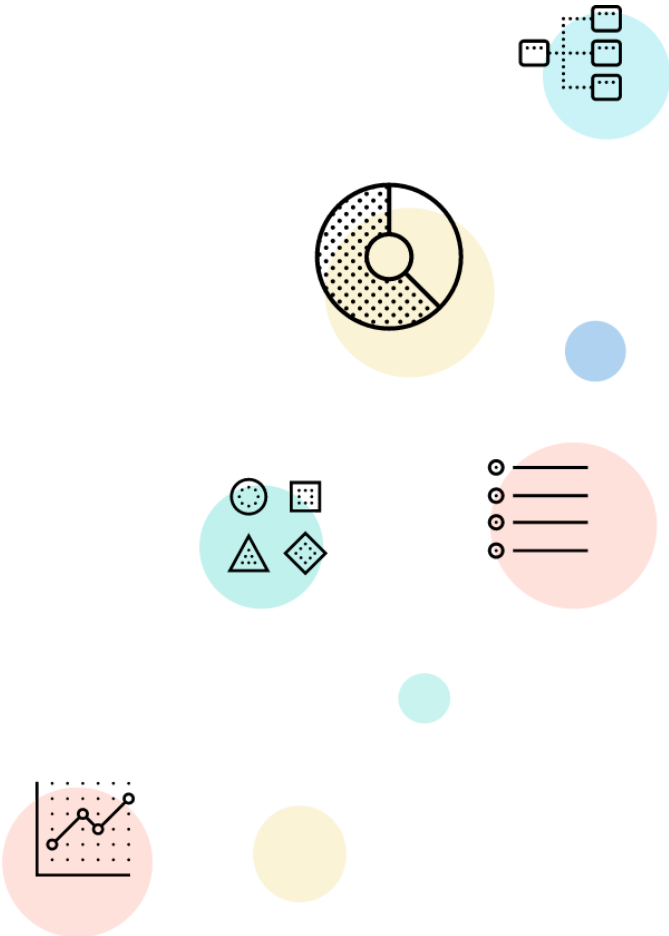
6m

 Completed

262

 Completion Rate

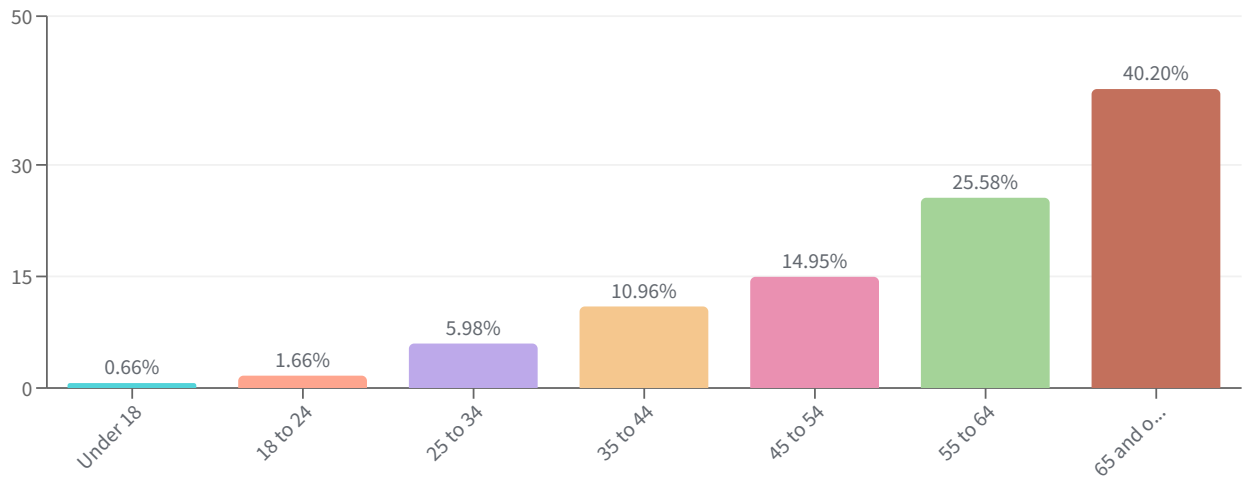
82.91%



QUESTION 02 | MULTIPLE CHOICE

What is your age?

Answered: **301** Skipped: **10**

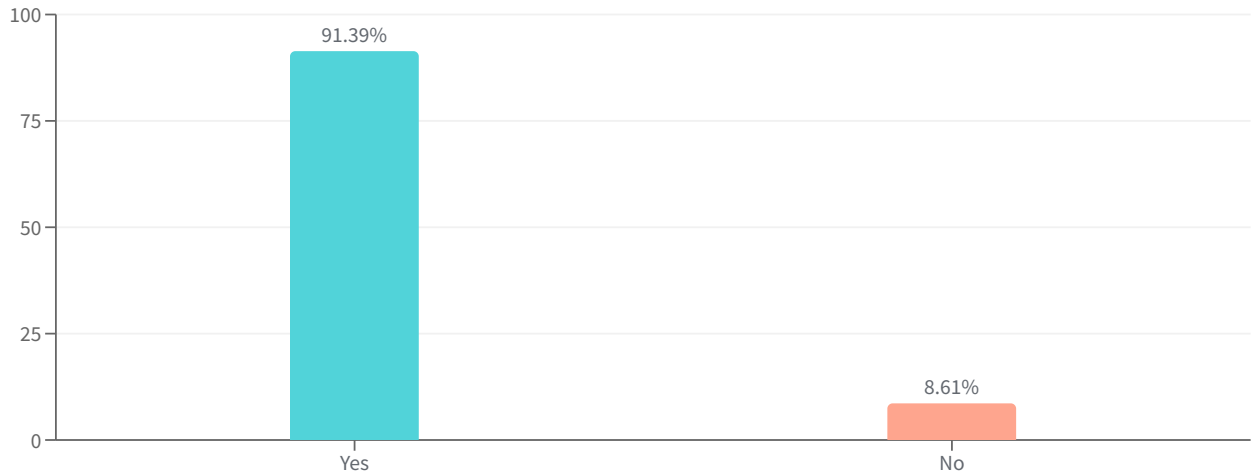


ANSWER CHOICES ▾	RESPONSES ▾	RESPONSE PERCENTAGE ▾
Under 18	2	0.66 %
18 to 24	5	1.66 %
25 to 34	18	5.98 %
35 to 44	33	10.96 %
45 to 54	45	14.95 %
55 to 64	77	25.58 %
65 and over	121	40.20 %

QUESTION 03 | YES OR NO

Before receiving this survey, were you aware of Seaside State Park?

Answered: **302** Skipped: **3**

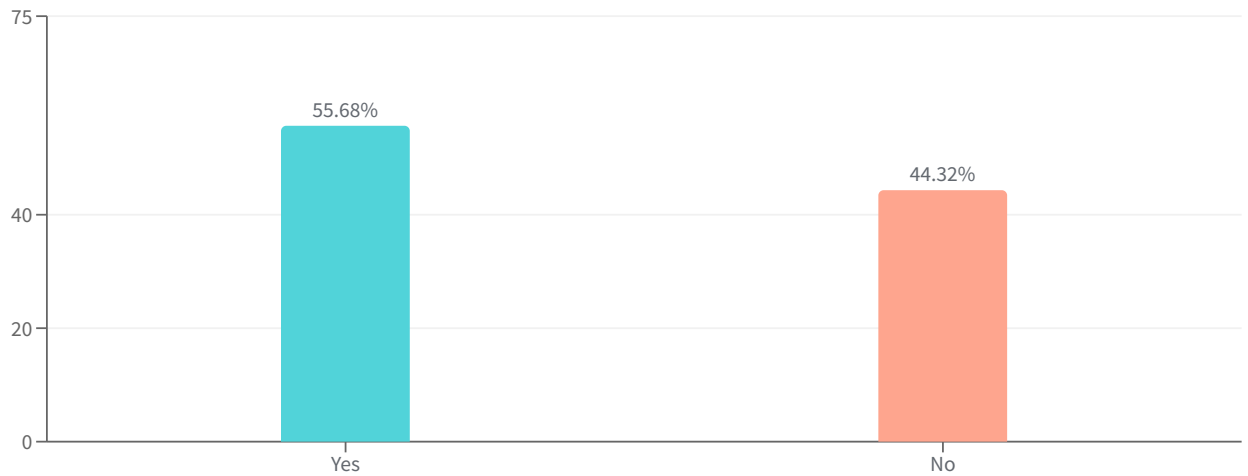


ANSWER CHOICES ▾	RESPONSES ▾	RESPONSE PERCENTAGE ▾
Yes	276	91.39 %
No	26	8.61 %

QUESTION 04 | YES OR NO

Have you been to Seaside State Park in the last 12 months?

Answered: **273** Skipped: **4**

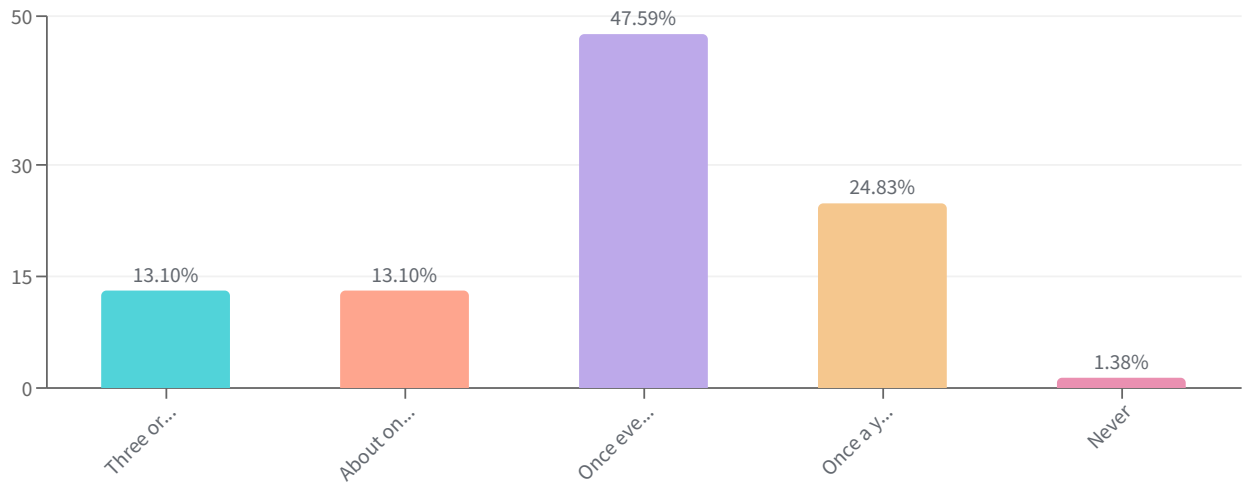


ANSWER CHOICES ▾	RESPONSES ▾	RESPONSE PERCENTAGE ▾
Yes	152	55.68 %
No	121	44.32 %

QUESTION 05 | MULTIPLE CHOICE

How often do you visit Seaside State Park?

Answered: **145** Skipped: **6**

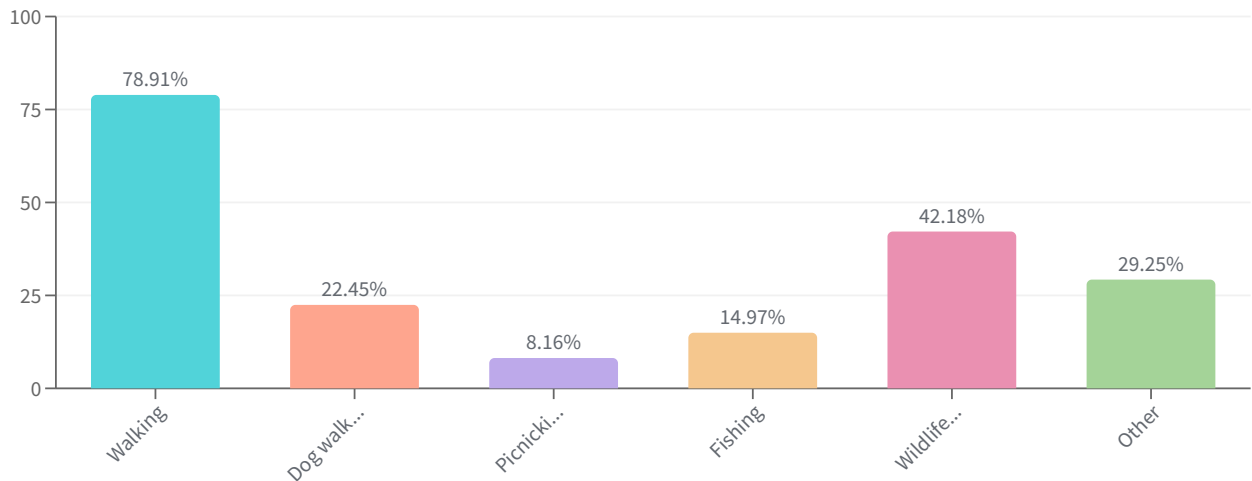


ANSWER CHOICES ▾	RESPONSES ▾	RESPONSE PERCENTAGE ▾
Three or more times a week.	19	13.10 %
About once a week.	19	13.10 %
Once every few months.	69	47.59 %
Once a year.	36	24.83 %
Never	2	1.38 %

QUESTION 06 | MULTIPLE CHOICE

If you visited Seaside State Park within the last 12 months, in what activities did you participate? Select all that apply.

Answered: **147** Skipped: **2**



ANSWER CHOICES ▾	RESPONSES ▾	RESPONSE PERCENTAGE ▾
Walking	116	78.91 %
Dog walking	33	22.45 %
Picnicking	12	8.16 %
Fishing	22	14.97 %
Wildlife viewing	62	42.18 %
Other	43	29.25 %

OTHER RESPONSES

Anonymous
swimming, sunbathing

Anonymous

Took lots of pics!

Anonymous

Viewing the ocean and of course the main reason I go is to see the buildings.

Anonymous

viewing the architecture

Anonymous

Picking fishing line and balloons off the beaches. Then watching the ospreys

Anonymous

Swimming

Anonymous

photography, viewing the old buildings

Anonymous

Foraging

Anonymous

picking up trash and fishing line

Anonymous

This place is so important for community happiness

Anonymous

Relaxing,

Anonymous

Enjoying the beach

Anonymous

To visit the Sanatorium and outbuildings

Anonymous

Admiring architecture historic buildings

Anonymous

Beach

Anonymous

Investigating the old buildings from the outside

Anonymous

Swimming walking the grounds

Anonymous

Looking at the buildings

Anonymous

Beach

Anonymous

Photography

Anonymous

Photography

Anonymous

Photography , bird watching

Anonymous

photography, sunrise, sunset

Anonymous

POTA

Anonymous

Checking on excess, I'm handicapped

Anonymous

hunting off jetties

Anonymous

snorkeling

Anonymous

snorkeling

Anonymous

Beach

Anonymous

Let dog go in water on leash

Anonymous

Relaxing on the quiet beach

Anonymous

Sitting on the beach sunbathing

Anonymous

To view the beautiful architecture/ocean setting

Anonymous
viewing historic buildings

Anonymous
swimming

Anonymous
Looking at old buildings & photography

Anonymous
I'm the current osprey monitor and I document daily nest activity . I also have been picking up carelessly discarded fishing line ,balloons,and other trash left behind by park visitors or washed in by the tide.

Anonymous
Swimming. Know your not supposed to but it's free and the spot is really nice for swimming. Always worried about getting a ticket but I've been lucky so far. Live ird watching here as well love that the ospreys nest here could watch for hours. Love the old architecture as well

Anonymous
Viewing meteor showers

Anonymous
Photography

Anonymous
Running

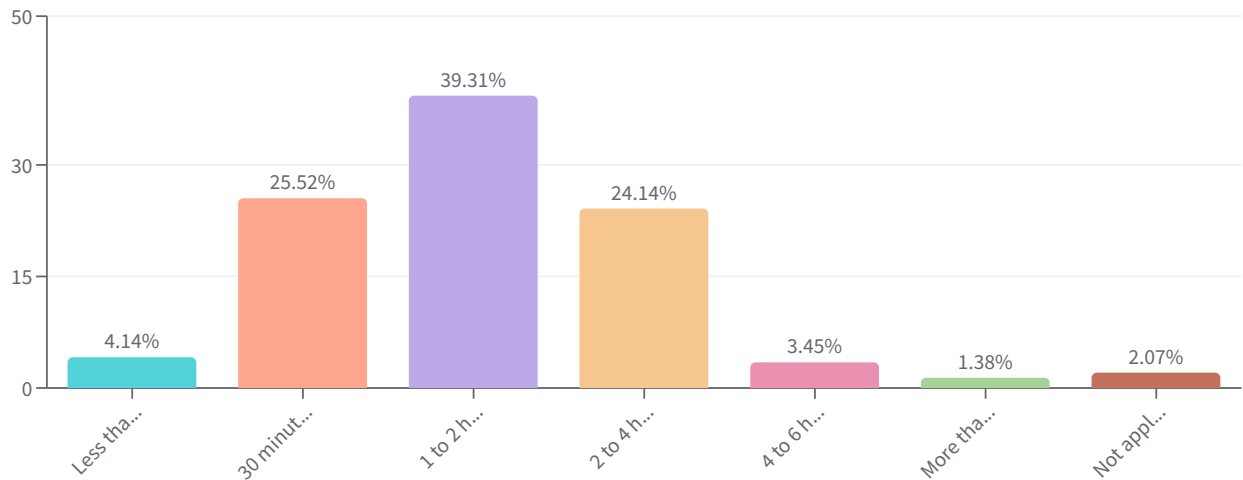
Anonymous
Swimming

Anonymous
The beach and admiring the buildings

QUESTION 07 | MULTIPLE CHOICE

How long do you typically stay at Seaside State Park?

Answered: **145** Skipped: **2**

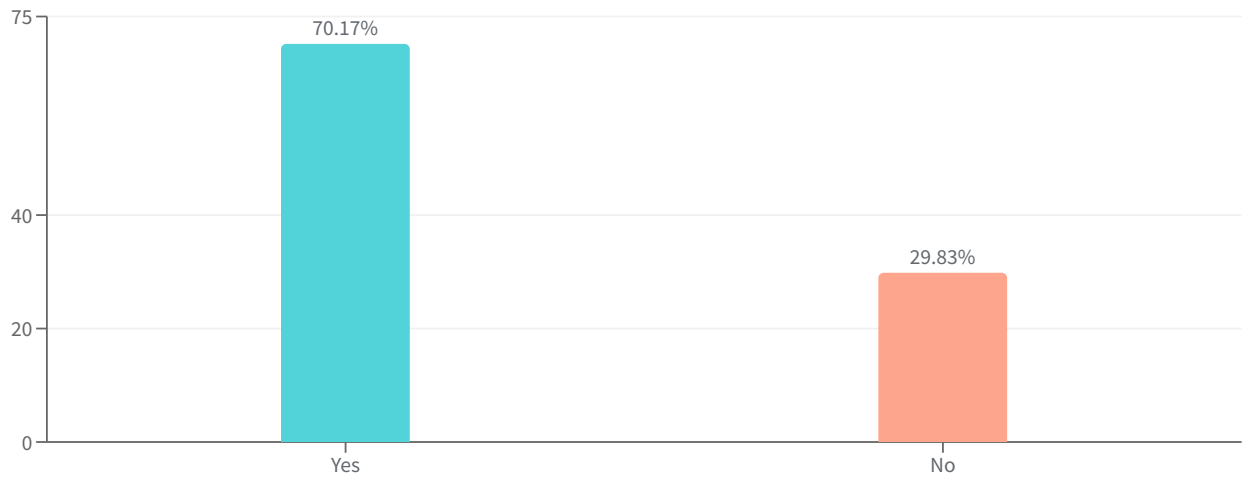


ANSWER CHOICES ▾	RESPONSES ▾	RESPONSE PERCENTAGE ▾
Less than 30 minutes	6	4.14 %
30 minutes to one hour	37	25.52 %
1 to 2 hours	57	39.31 %
2 to 4 hours	35	24.14 %
4 to 6 hours	5	3.45 %
More than 6 hours	2	1.38 %
Not applicable (N/A)	3	2.07 %

QUESTION 08 | YES OR NO

Have you been to Harkness Memorial State Park in the last 12 months?

Answered: **295** Skipped: **5**

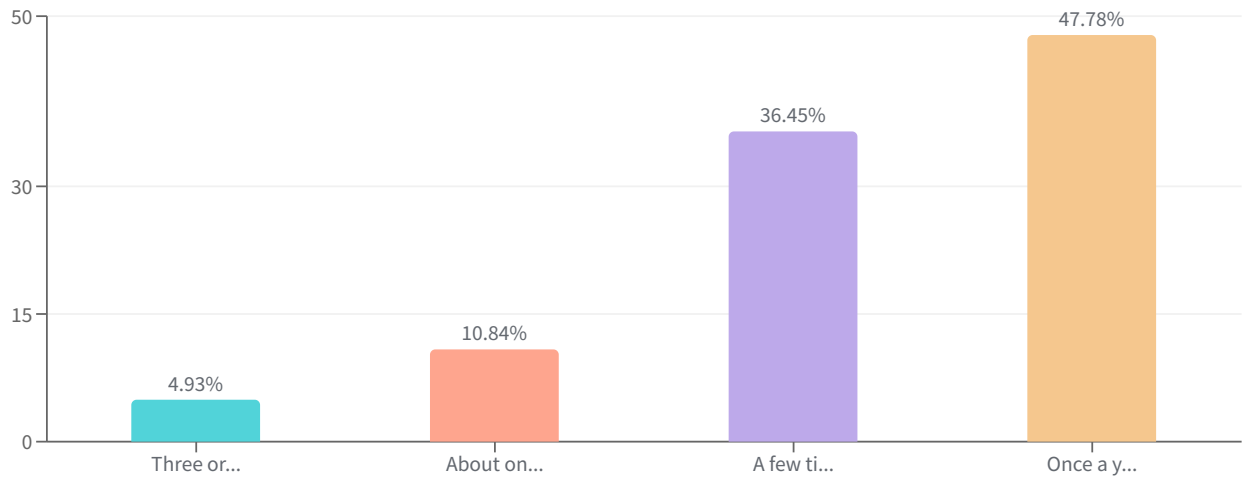


ANSWER CHOICES ▾	RESPONSES ▾	RESPONSE PERCENTAGE ▾
Yes	207	70.17 %
No	88	29.83 %

QUESTION 09 | MULTIPLE CHOICE

How often do you visit Harkness Memorial State Park?

Answered: **203** Skipped: **4**

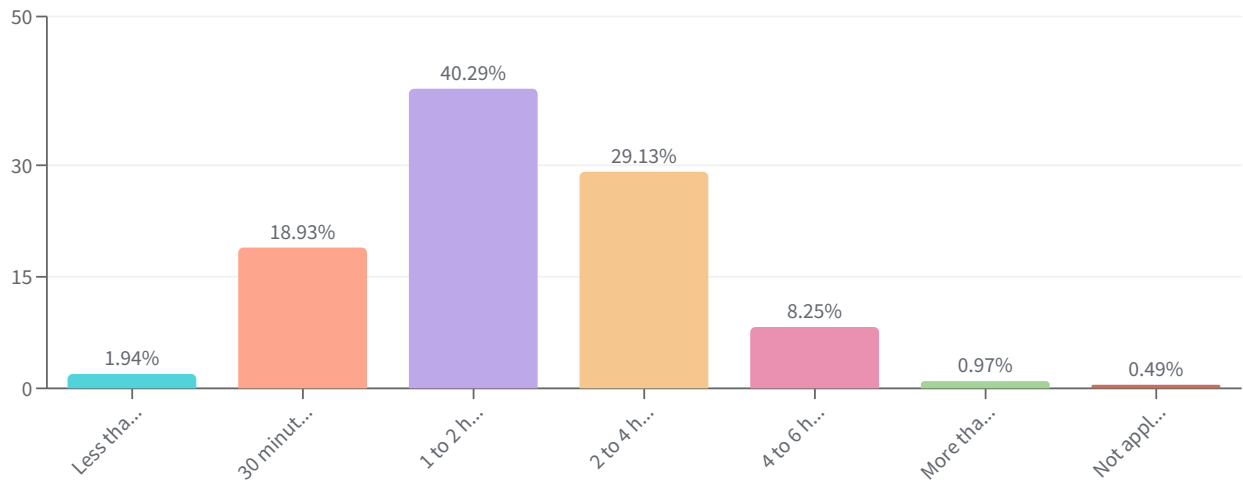


ANSWER CHOICES ▾	RESPONSES ▾	RESPONSE PERCENTAGE ▾
Three or more times a week.	10	4.93 %
About once a week.	22	10.84 %
A few times a month.	74	36.45 %
Once a year.	97	47.78 %

QUESTION 10 | MULTIPLE CHOICE

How long do you typically stay at Harkness Memorial State Park?

Answered: **206** Skipped: **2**

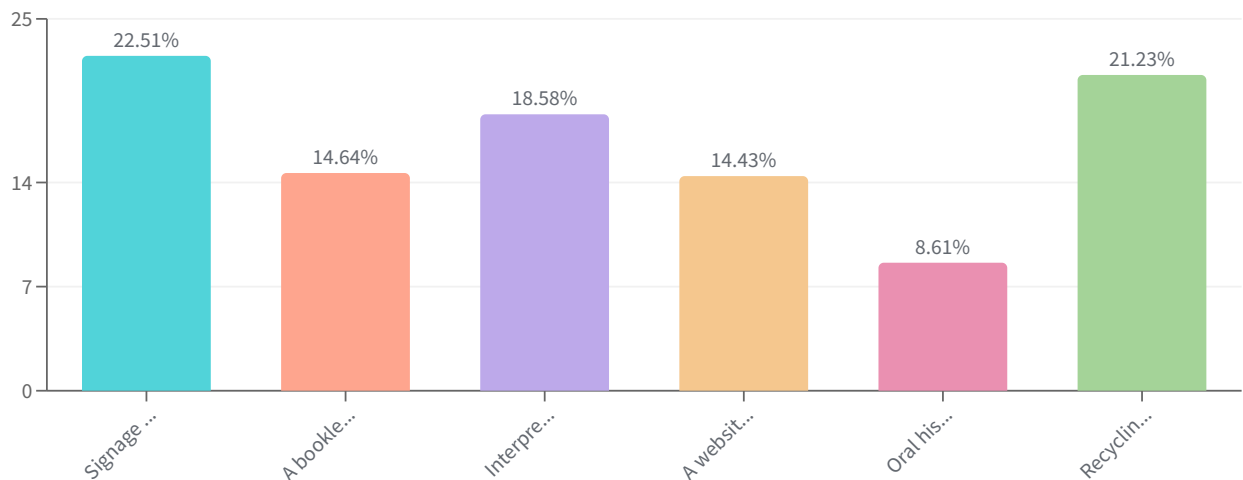


ANSWER CHOICES ▾	RESPONSES ▾	RESPONSE PERCENTAGE ▾
Less than 30 minutes	4	1.94 %
30 minutes to one hour	39	18.93 %
1 to 2 hours	83	40.29 %
2 to 4 hours	60	29.13 %
4 to 6 hours	17	8.25 %
More than 6 hours	2	0.97 %
Not applicable (N/A)	1	0.49 %

QUESTION 11 | RANK ORDER

As Seaside State Park is redesigned, how would you like to see the site's historic architecture and past uses commemorated? Please rank in order of priority.

Answered: **267** Skipped: **28**

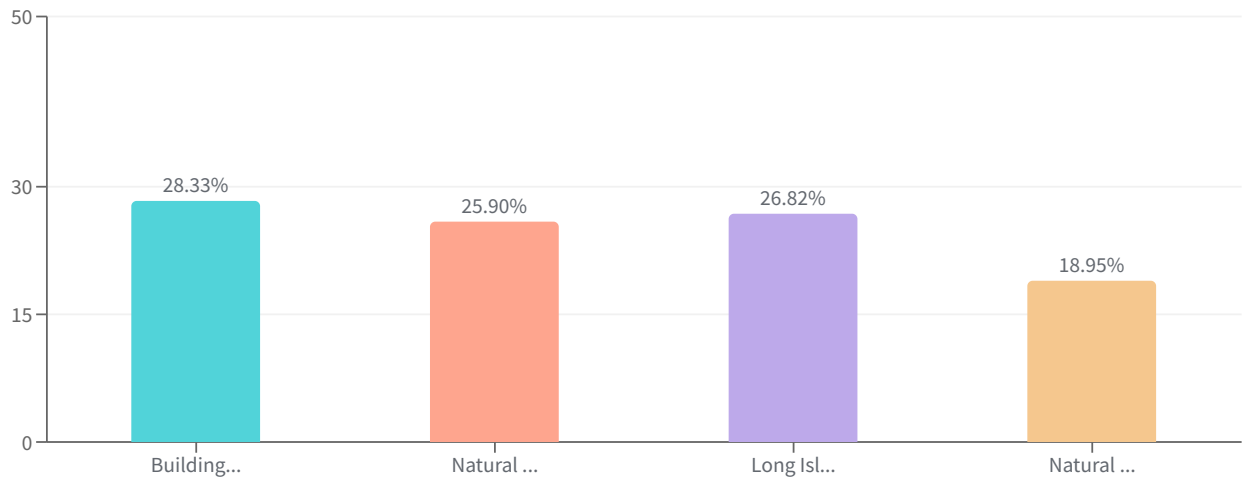


ANSWER CHOICES ▾	AVERAGE ▾	RESPONSE PERCENTAGE ▾
Signage with information about the buildings	210.05	22.51 %
A booklet on the history of the buildings	136.56	14.64 %
Interpretive signage throughout the Park	173.39	18.58 %
A website with pictures, text, and videos documenting the buildings	134.63	14.43 %
Oral histories	80.30	8.61 %
Recycling and incorporating elements from the historic buildings into the park design	198.07	21.23 %

QUESTION 12 | RANK ORDER

What features of the site are important to celebrate in the design of the park? Please rank in order of importance.

Answered: **266** Skipped: **18**

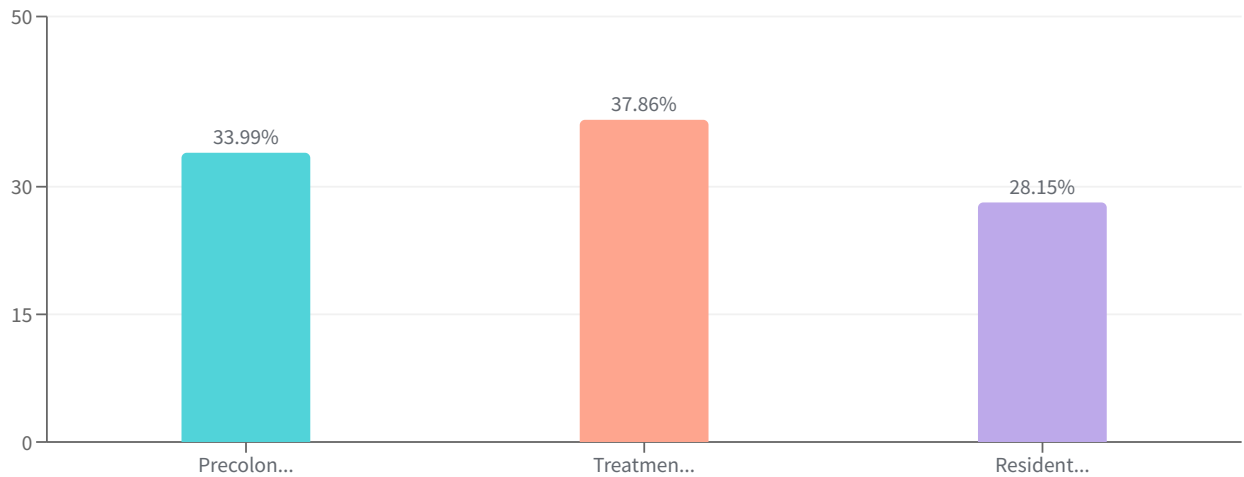


ANSWER CHOICES ▾	AVERAGE ▾	RESPONSE PERCENTAGE ▾
Building architecture designed by Cass Gilbert	188.25	28.33 %
Natural landscape	172.08	25.90 %
Long Island Sound Waterfront	178.25	26.82 %
Natural wildlife	125.92	18.95 %

QUESTION 13 | RANK ORDER

What historic uses of the site are important to commemorate in the design of the park? Please rank in order of importance.

Answered: **245** Skipped: **35**




ANSWER CHOICES ▾	AVERAGE ▾	RESPONSE PERCENTAGE ▾
Precolonial and agricultural uses prior to State ownership	166.55	33.99 %
Treatment center for children with tuberculosis	185.52	37.86 %
Residential institution for individuals with developmental disabilities	137.93	28.15 %

QUESTION 14 | CONTACT FORM

Do you have any stories, photos, or other pieces of history that you would like to share for possible inclusion in commemoration of the site's uses and architecture? If so, please include your name and contact information.

Answered: **31** Skipped: **240**



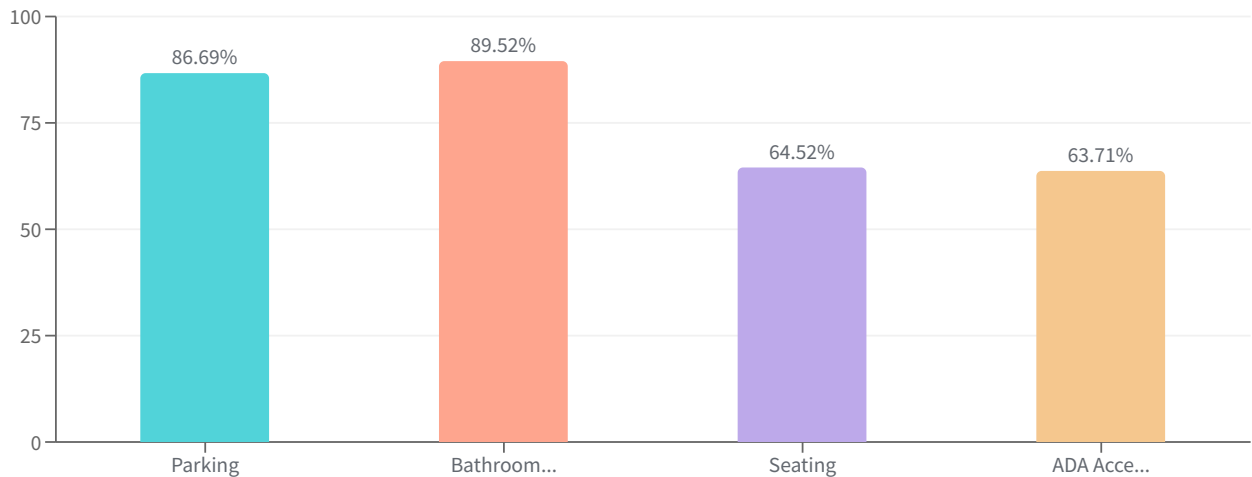
This page has been removed to protect the private contact information of survey responders.

This page has been removed to protect the private contact information of survey responders.

QUESTION 15 | MULTIPLE CHOICE

Identify the basic amenities that you would like included in the park design.

Answered: **248** Skipped: **24**

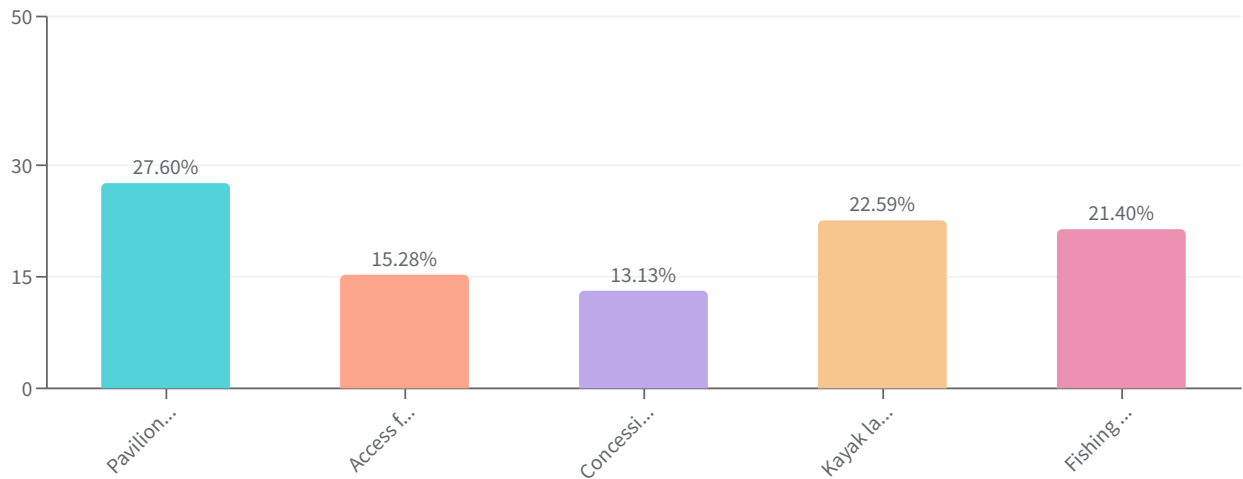


ANSWER CHOICES ▾	RESPONSES ▾	RESPONSE PERCENTAGE ▾
Parking	215	86.69 %
Bathrooms	222	89.52 %
Seating	160	64.52 %
ADA Accesible trails	158	63.71 %

QUESTION 16 | RANK ORDER

Rank the importance of additional amenities that you would like included in the park design.

Answered: **229** Skipped: **44**

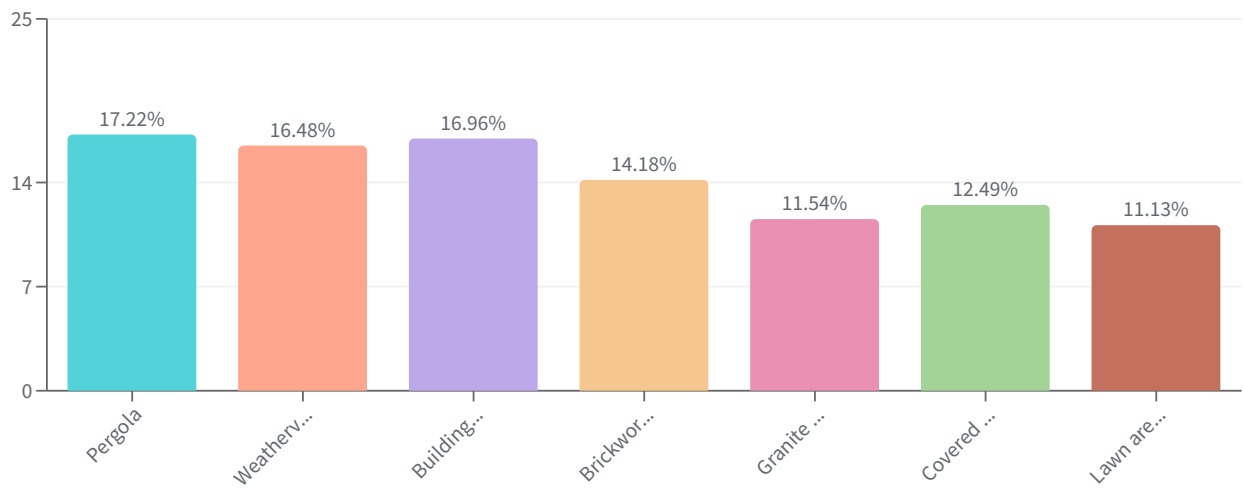


ANSWER CHOICES ▾	AVERAGE ▾	RESPONSE PERCENTAGE ▾
Pavilion or patio	189.60	27.60 %
Access for food trucks	105.00	15.28 %
Concession stand	90.20	13.13 %
Kayak launch	155.20	22.59 %
Fishing pier	147.00	21.40 %

QUESTION 17 | RANK ORDER

Would you like any features or elements of the existing buildings and landscape showcased in the park design? Rank in order of priority.

Answered: **222** Skipped: **50**

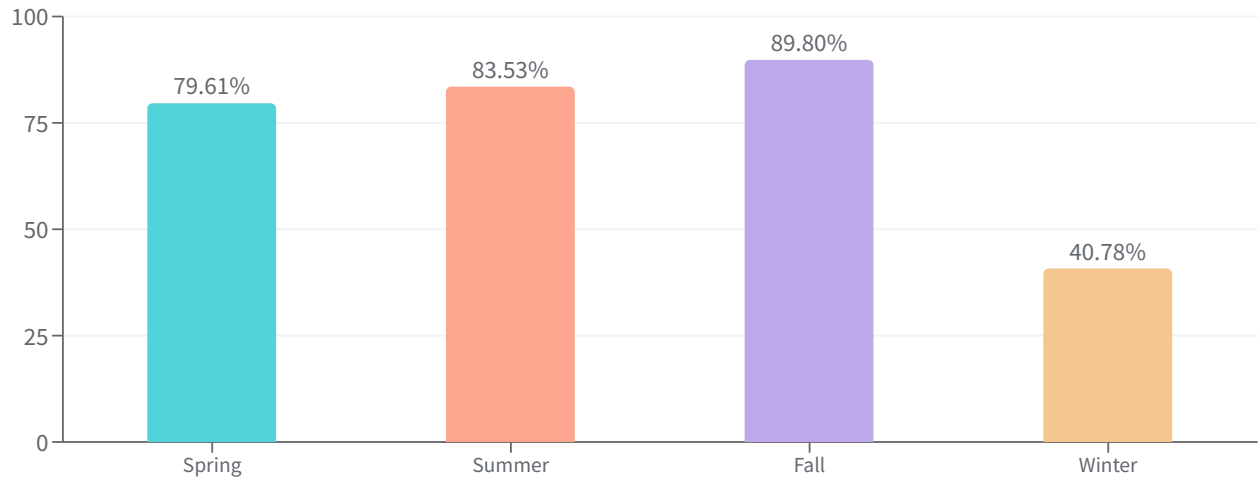


ANSWER CHOICES ▾	AVERAGE ▾	RESPONSE PERCENTAGE ▾
Pergola	152.93	17.22 %
Weathervane	146.38	16.48 %
Building Footprint(s) / Foundation(s)	150.57	16.96 %
Brickwork	125.89	14.18 %
Granite seating	102.46	11.54 %
Covered bridge	110.92	12.49 %
Lawn area	98.85	11.13 %

QUESTION 18 | MULTIPLE CHOICE

If you plan to visit Seaside State Park, during which seasons would you be likely to visit? Select all that apply.

Answered: **255** Skipped: **18**

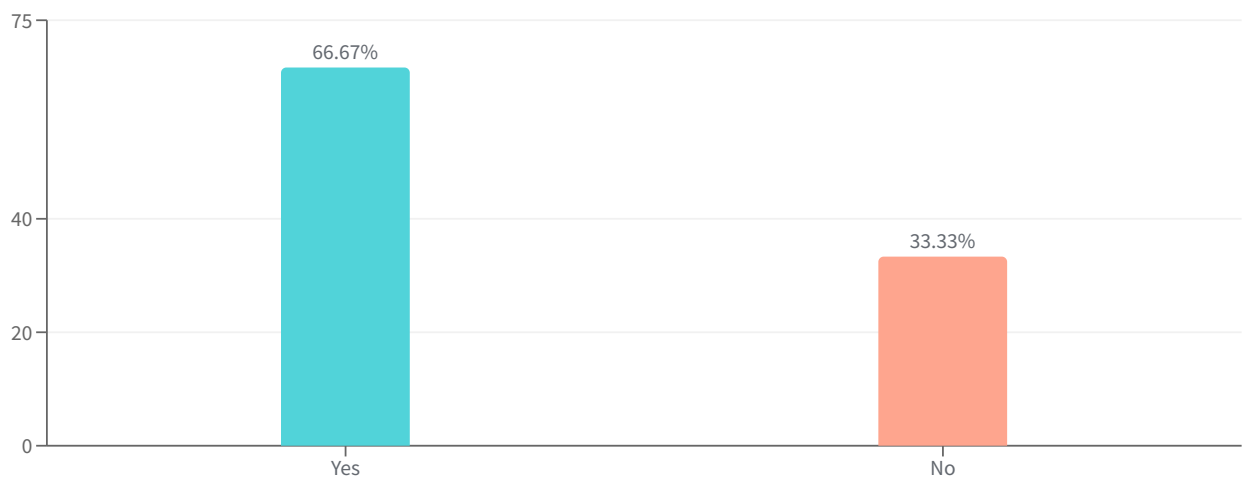


ANSWER CHOICES ▾	RESPONSES ▾	RESPONSE PERCENTAGE ▾
Spring	203	79.61 %
Summer	213	83.53 %
Fall	229	89.80 %
Winter	104	40.78 %

QUESTION 19 | YES OR NO

We will hold a public workshop in the late summer/early fall 2024. Would you like to attend the workshop to learn more about the plans for Seaside State Park and offer additional input?

Answered: **246** Skipped: **27**



ANSWER CHOICES ▾	RESPONSES ▾	RESPONSE PERCENTAGE ▾
Yes	164	66.67 %
No	82	33.33 %